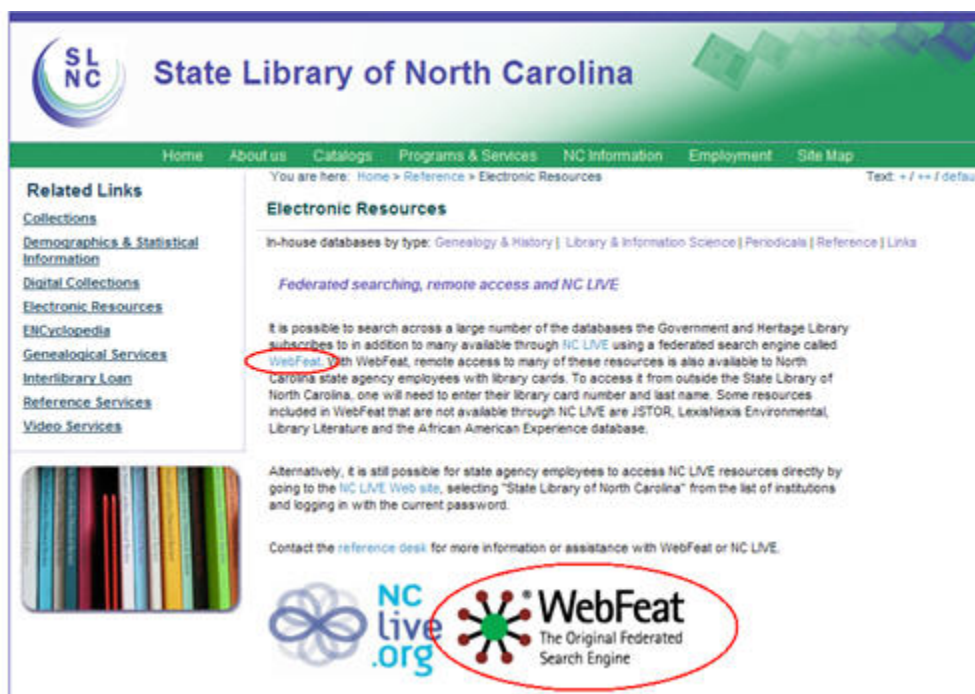


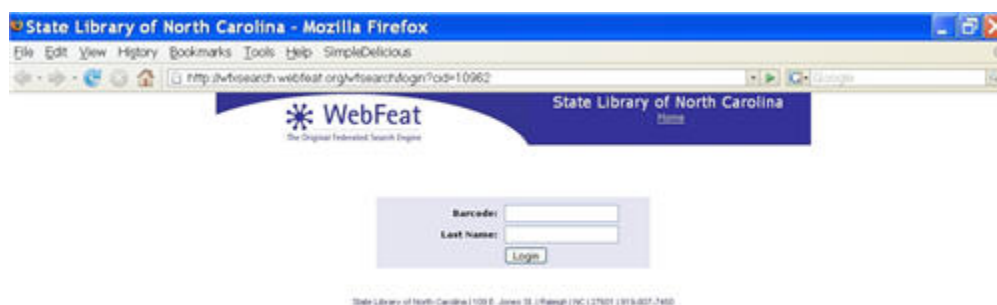
STATE LIBRARY OF NORTH CAROLINA
Accessing Subscription Databases Remotely

All North Carolina state agency employees are eligible to obtain a library card with the State Library of North Carolina. With this library card, you may access a number of subscription databases, including JSTOR, Newspaper Archive, Emerald Insight, Library Literature, and the African American Experience database, from your office. To do so, you must log in to a database that facilitates access to other databases called WebFeat.

1. From the “Services to” menu on the State Library of North Carolina’s main page (<http://statelibrary.dcr.state.nc.us>), click on “State Government.”
2. From the list of services on the following page, select “Electronic Resources.”
3. NC LIVE may be accessed directly by clicking one of the links to NC LIVE and entering the current password for the State Library of North Carolina. To search a variety of databases available through NC LIVE in addition to the State Library of North Carolina’s unique subscriptions, click on “WebFeat.”



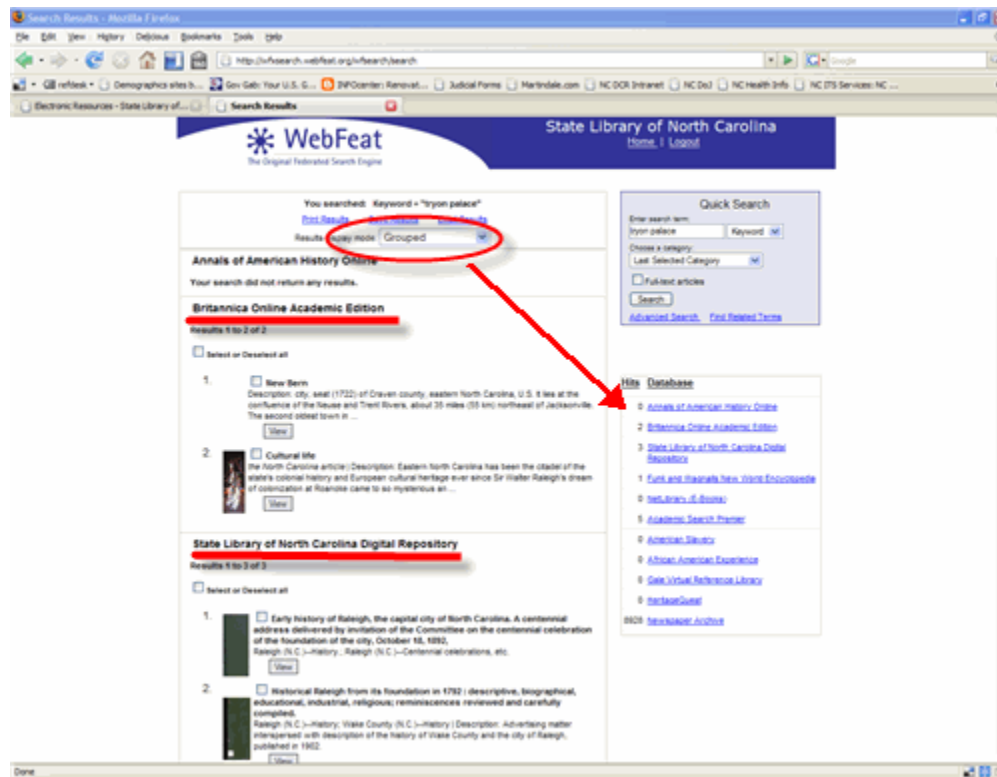
4. After clicking on “WebFeat,” you will be asked for your State Library of North Carolina library card number and last name. Enter it and click on “Login.”



5. Next, you may select the databases you would like to search. Librarians at the State Library of North Carolina have categorized databases by subject. You may either click a box beside a category that best describes the type of information you are seeking, or you may select databases individually. WebFeat searches all databases you select simultaneously. The more databases you select, the longer it may take to retrieve results. You may also include the library’s catalog in your search.



6. Results are automatically grouped by the databases in which they appear. A list of databases searched appears on the right. To jump to the results of any databases searched, you may simply click on the database name.



You may change the order in which the results appear by clicking the down arrow beside "Grouped." You may sort results by relevancy, title, and more.

7. To view an article or abstract, simply click on "View" after the citation.
8. Questions? Call 919-807-7450 or email slnc.reference@ncdcr.gov.